

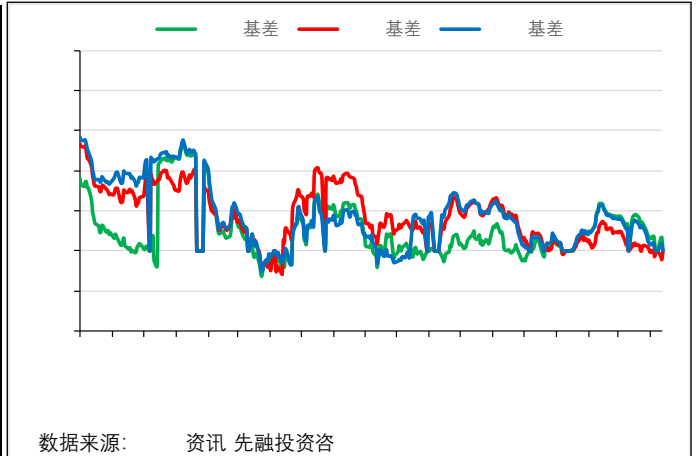
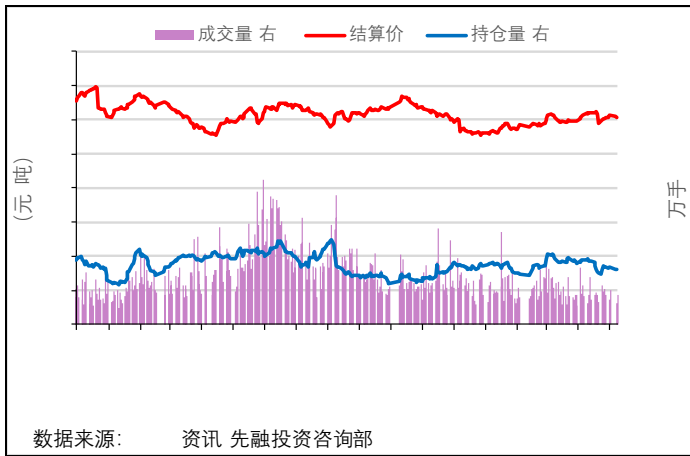


撰稿：任宝祥

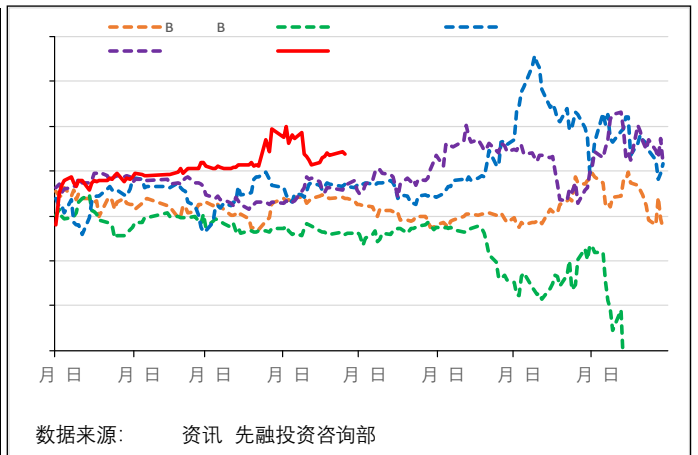
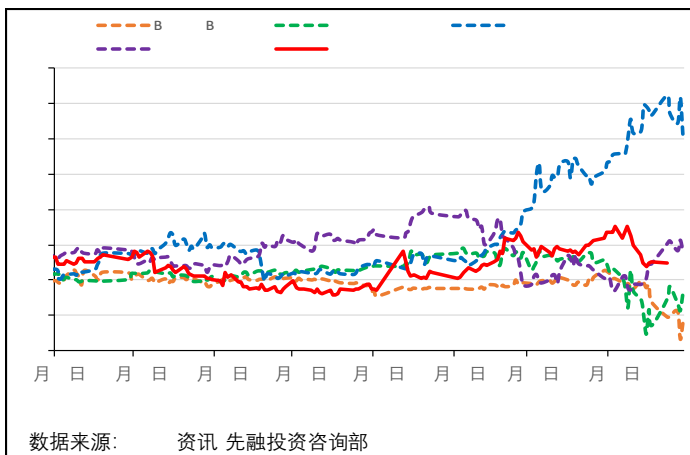
执业编号：TZ010052

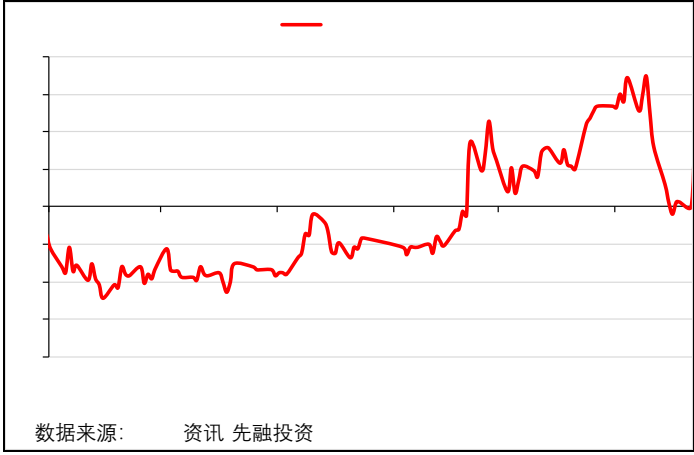


	ZC905	ZC907	ZC909	ZC911	05	07	09	11
2019-04-30	632	621.8	616.2	607	-16	-5.8	-0.2	9
2019-05-01	632	621.8	616.2	607	-16	-5.8	-0.2	9
2019-05-02	632	621.8	616.2	607	-16	-5.8	-0.2	9
2019-05-03	632	621.8	616.2	607	-16	-5.8	-0.2	9
2019-05-06	626.4	618.8	610.8	603.2	-10.4	-2.8	5.2	12.8
2019-05-07	628	614.2	605	600	-12	1.8	11	16
2019-05-08	624.8	610.8	599.2	597	-10.8	3.2	14.8	17



	5-7	5-9	7-9	9-11
2019-04-30	10.2	15.8	5.6	9.2
2019-05-01	10.2	15.8	5.6	9.2
2019-05-02	10.2	15.8	5.6	9.2
2019-05-03	10.2	15.8	5.6	9.2
2019-05-06	7.6	15.6	8	7.6
2019-05-07	13.8	23	9.2	5
2019-05-08	14	25.6	11.6	2.2





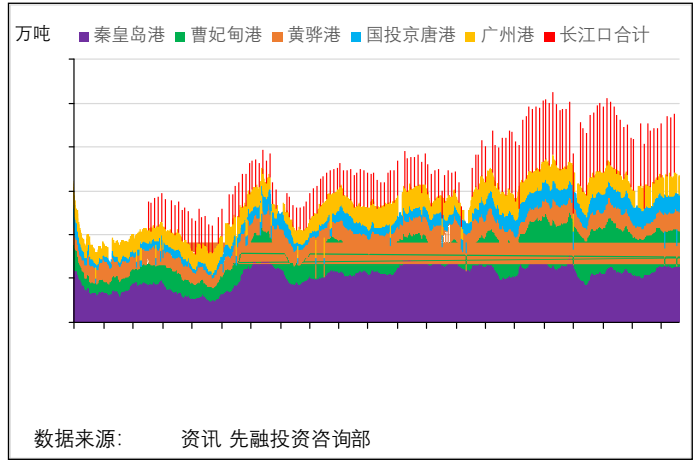
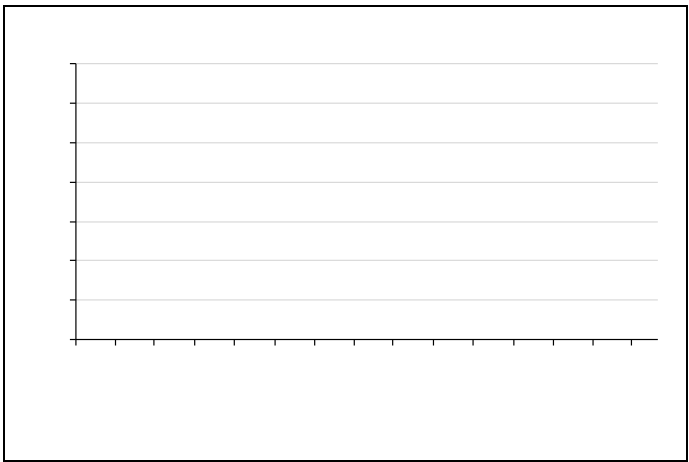
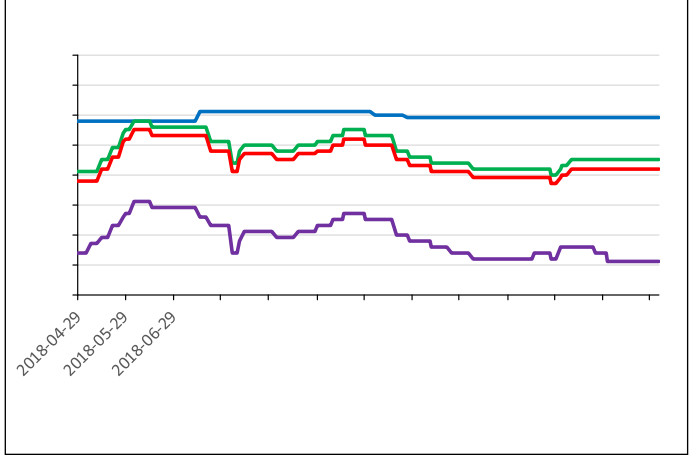
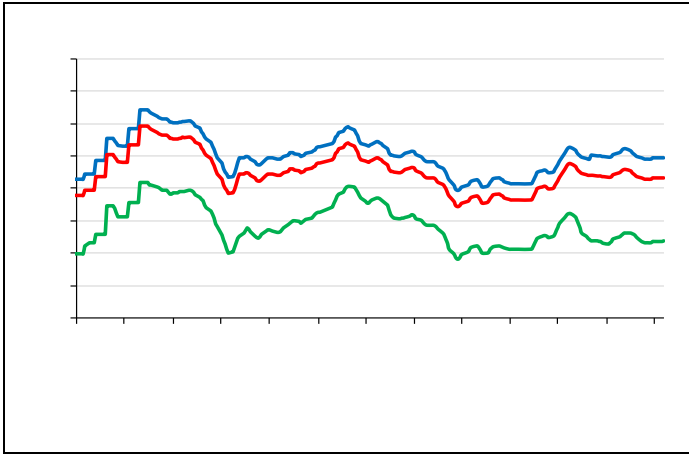
		▲	▲			▲	▲		



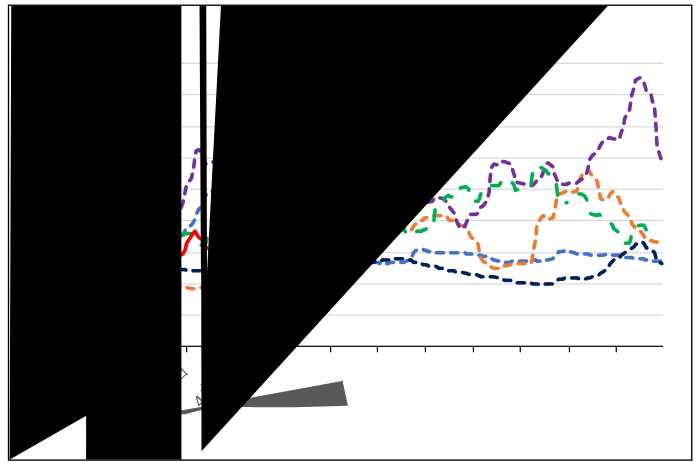
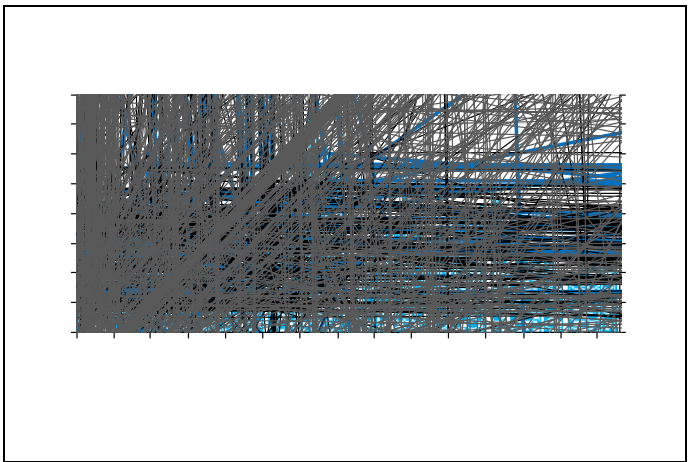
	Q5800	Q5500	Q5000	Q4500
2019-05-08	645	614	519	454
2019-05-07	647	616	519	454
2019-05-06	647	616	519	454
2019-05-05	647	616	518	453
2019-04-30	647	616	518	453
2019-04-29	647	616	518	453
2019-04-28	645	614	516	452

2019-05-08	648.5	413.7	203	218	1483.2
2019-05-07	636.5	410.4	201	231	1478.9
2019-05-06	634	414.4	196	229	1473.4
2019-05-05	632	408.1	190	220	1450.1
2019-05-04	635	407.3	186	226	1454.3
2019-05-03	640	404.8	181	228	1453.8
2019-05-02	643	#N/A	183	232	#N/A

	CBCFI	- (5-6 DWT)	- (4-5 DWT)	- (3-4 DWT)
2019-05-08	836.84	39.6	32.6	36
2019-05-07	859.23	40.8	33.6	36.9
2019-05-06	882.95	42.1	34.6	37.8
2019-05-05	#N/A	#N/A	#N/A	#N/A
2019-05-03	#N/A	#N/A	#N/A	#N/A
2019-05-02	#N/A	#N/A	#N/A	#N/A
2019-05-01	#N/A	#N/A	#N/A	#N/A

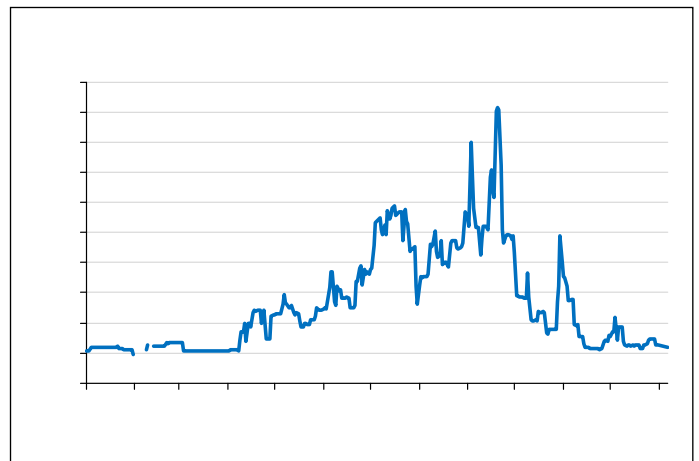
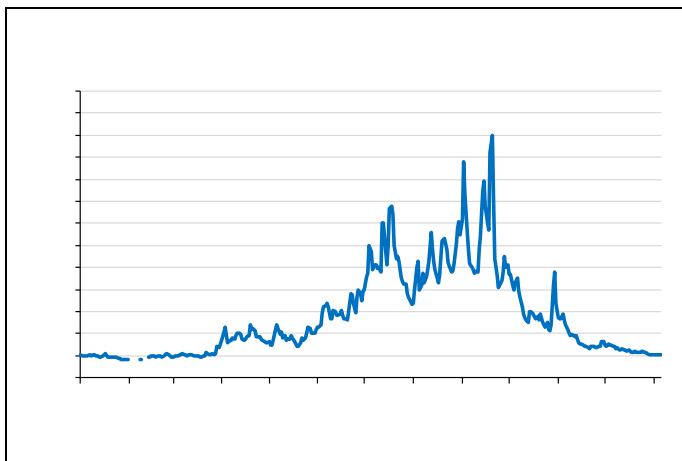
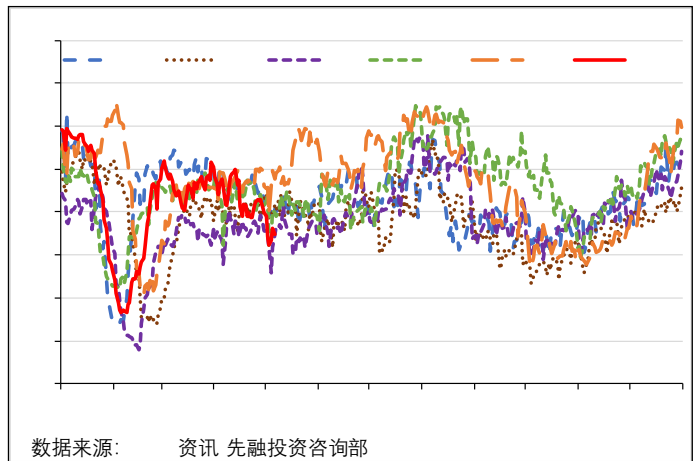
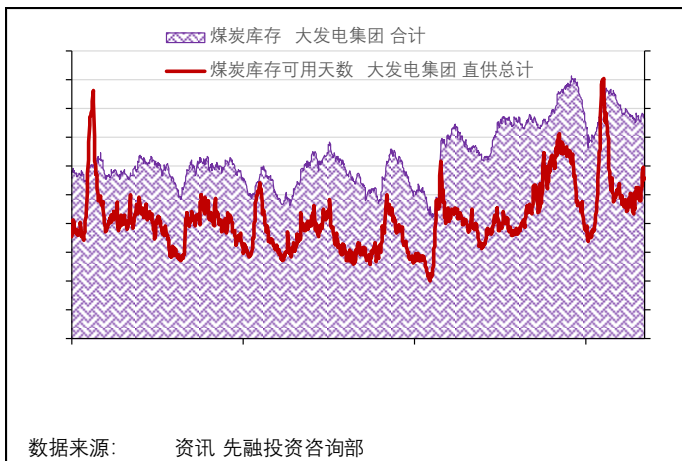


数据来源: 资讯 先融投资咨询部





	( )	( )	( )
2019-05-08	55.8	1552.5	27.82
2019-05-07	55.54	1536.46	27.66
2019-05-06	54.86	1529.33	27.88
2019-05-05	56.19	1543.04	27.46
2019-05-04	53.39	1549.64	29.02
2019-05-03	52.39	1554.94	29.68
2019-05-02	54.23	1561.24	28.79





中电投先融期货股份有限公司  
SPIC XIANRONG FUTURES CO.,LTD.





中电投先融期货股份有限公司  
SPIC XIANRONG FUTURES CO.,LTD.



免责声明